

# Request API

## Delivery Services



**quotemedia**

# Request API

## Delivery Services

QuoteMedia's Cloud Data API provides intraday on demand snap data and end of day bulk information as you need it. Designed for ease of use, data is delivered using HTTP for transport and XML or JSON for encoding. In addition to the available data services listed in this document, QuoteMedia can also create custom Request API services, tailored to your specific needs.

<b>03</b> Quotes	<b>13</b> Financials
<b>04</b> Company Data	<b>13</b> Dividends
<b>04</b> Fundamentals	<b>14</b> Company Data
<b>05</b> Intraday	<b>15</b> Market Movers
<b>06</b> Historical	<b>15</b> Market Activity
<b>06</b> Holdings	<b>16</b> Security Master Services
<b>06</b> Insiders	<b>17</b> Quotes
<b>07</b> Industry Sector	<b>17</b> Under Construction
<b>07</b> IPO	<b>18</b> Industry Sector
<b>07</b> Charting	<b>19-20</b> Change Delta
<b>08</b> News	<b>20</b> Splits
<b>09-11</b> Options	<b>20-21</b> Funds
<b>11</b> Ratings	<b>22-23</b> CSV
<b>12</b> Earnings	

# Quotes

## Quotes

The Quotes API provides a snap quote of up to 30 data points for a list of up to a maximum 100 symbols in one request from the North American exchanges. Different types of symbols will return different types of fundamental data. This service can also be entitled to include Pre-Market and / or After Hours data. (Service is also available in CSV format.)

## Enhanced Quotes

The Enhanced Quotes API provides a snap quote of up to 30 data points for a list of up to a maximum 100 symbols in one request from the North American exchanges. In addition to including the data points covered in the Quotes API service, the Enhanced Quotes API includes more premium data included within the same quote request. While it should be noted that different types of symbols will return different types of fundamental and premium data, this service includes the following optional output that is not included in the Quotes API product: 52 Week Hi/Lo VWAP, 52 Week Hi/Lo Volume, Sector, Industry, Beta. This service can also be entitled to include Pre-Market and / or After Hours data.

## Quotes Mini

The Quotes Mini API provides a snap quote of up to 4 data points for a list of up to a maximum 100 symbols in one request from the North American exchanges. This service can also be entitled to include Pre-Market and / or After Hours data. (Service is also available in CSV format.)

## Quotes Mini By Exchange

The Quotes Mini By Exchange API provides a snap quote of up to 6 data points for all symbols actively being traded on the current market day within the specified North American exchange.

## Snap Quotes

The Snap Quotes API provides a snap quote of up to 20 data points for a list of up to a maximum 100 symbols in one request from the North American exchanges. (Service is also available in CSV format.)

## Enhanced Snap Quotes

The Enhanced Snap Quotes API provides a snap quote of up to 20 data points for a maximum of 100 symbols in one request. It is considered enhanced because of added closing Bid/Ask data that is included (when available) in the output after market close up until midnight to 6am ET when the values would normally be cleared shortly after market close.

## Regional Quotes by Symbol

The Regional Quotes By Symbol API provides a snap quote of up to 30 data points for a single consolidated symbol. The response also includes a corresponding list of associated ATS markets which display the same data points.

## Net House by Symbol

The Net House by Symbol API returns net house summaries for a given symbol over a time range.

## Level 2 Quotes

The Level2Quote API provides Market Depth data by symbol for available exchanges (Level 2 data subscription required). Available exchanges include Nasdaq, OTC Markets, TSX, TSXV, CSE, CSE Pure, Omega, NEO Exchange (NEO-L)/NEO ATS (NEO-N), London Stock Exchange. Bid and Ask data returned in this request only includes the orders that are active at the time of the request.

## Get Historical NBBO

The getHistoricalNBBO API provides up to 22 NBBO bid/ask price data points for a symbol on a specific date and time.

# Company Data

## Insiders By Country

The *InsidersByCountry* API returns insiders information, such as the activity type, the filer, and the transaction details for each symbol by country for a specific date. Insiders data is collected from SEC filings and is processed within 24 hours of the filing date.

# Fundamentals

## Fundamentals

The Fundamentals API provides a complete list of all fundamental values for given symbols listed on any North American exchanges.

## Fund Fundamentals By Country

The *FundFundamentalsByCountry* API provides Fund Fundamentals data for a given Mutual Fund, Money Market Fund, or Exchange Traded Fund per Country. Currently, US and Canada are supported.

## Share Info By Exchange

The *ShareInfoByExchange* API returns the share information, such as annual information, price change, moving averages, and holdings information for up to 50 symbols in one request.

## Share Info By Symbol

The *ShareInfoBySymbols* API returns the share information, such as annual information, price change, moving averages, and holdings information for up to 50 symbols in one request.

## Short Interest By Symbol

The *ShortInterestBySymbol* API returns the bi-monthly Short Interest Data for the time range specified. Licensing for Short Interest data is required with the API.

## Fundamentals By Exchange

The Fundamentals by Exchange API provides a complete list of all fundamental values for an entire exchange in North America.

## Fundamentals Mini By Exchange

The Fundamentals Mini by Exchange API vice provides a concise list of all fundamental values for an entire exchange in North America. This API also includes “interim” shares outstanding amount data in the output when applicable.

## Key Ratios By Symbol

The Key Ratios by Symbol API returns the key ratios information, such as revenue, dividends and splits, financial strength, profitability, management effectiveness, assets, and other valuation measures of a symbol.

## Historical Key Ratios By Symbol

The *HistoricalKeyRatiosBySymbol* API returns the historical key ratios information, such as revenue, dividends and splits, financial strength, profitability, management effectiveness, assets, and other valuation measures of a symbol. Full historical coverage is starting from 2011 and partial coverage may exist prior to this date.

## Share Info By Symbols

The Share Info by Symbols API returns the share information, such as annual information, price change, moving averages, and holdings information of a symbol. The API can return results for up to 50 symbols in one request.

# Intraday

## Intervals

The Intervals API provides interval data for any trading day within a one month range - including the current trading day - for any symbol from the North American stock exchanges. Data returned can range from 1-minute intervals to 60-minute intervals for Open, High, Low, Close and Volume.

## Intraday

The Intraday API provides interval data for the most current trading day for any symbol from the North American stock exchanges. These are 1-minute intervals for Open, Last, High, Low, and Volume. This tool is available from 9:30am EST to Market Close.

## Intraday History

The Intraday History API provides up to 5 data points for any symbol from the North American stock exchanges between a set of dates in descending order. These are 1- minute intervals for Open, High, Low, Close, and Volume. The most recent 10 days of historical intraday data are retained on our systems.

## Recent Trades By Symbol

The Recent Trades By Symbol API returns the most recent time and sales information of a symbol traded on the major North American exchanges. This service can also be entitled to include CUSIP, and ISIN and SEDOL identifiers where applicable.

## Historic Trades By Symbol

The Historic Trades By Symbol API returns historical time and sales information for a symbol traded on the major North American exchanges. Up to 90 days of historic trade information is currently available with a maximum of 50,000 records per request. This service can also be entitled to include CUSIP identifiers where applicable.

## XML & JSON Historic Trades Mini By Symbol

Historic Trades Mini By Symbol API is a scaled down version of Historic Trades By Symbol and returns historical time and sales information for a symbol traded on the major Canadian, US & UK exchanges. Up to 90 days of historic trade information is currently available with a maximum of 50,000 records per request. This service can also be entitled to include CUSIP identifiers where applicable.



# Historical

## History

The History API provides up to 27 data points for any symbol from the North American stock exchanges between a set of dates with a maximum of 25 days of resultant data per page in date descending order. (Service is also available in CSV format via CSV Symbol History.)

## Historical Regional Quote Volume By Symbol

The *HistoricalRegionalQuoteVolumeBySymbol* API provides Regional Quote historical volume with support for both U.S. and Canada (Canadian Consolidated Quotes). Volume history will be the sum of volume traded on that market for the dates selected.

## Exchange History

The Exchange History API provides end of day data dumps filtered by exchanges. This tool will dump end of day data for all symbols in a specified exchange that traded on a particular date stamp. This service can also be entitled to include CUSIP, and ISIN and SEDOL identifiers where applicable. (Service is also available in CSV format.)

## Most Recent Exchange History

The Most Recent Exchange History API provides end of day data dumps filtered by exchanges. This tool will dump end of day data for all symbols in a specified exchange that traded on a particular date stamp. This service can also be entitled to include CUSIP, and ISIN and SEDOL identifiers where applicable.

## Full History

The Full History API provides up to 27 data points for any symbol from the North American stock exchanges between a set of dates with all data resulting in one page in date descending order. The results are returned in one full dump rather than in the paginated results offered in our History API.

# Holdings

## Institutional Holdings By Symbol

The *InstitutionalHoldingsBySymbol* API returns institutional holdings data for a particular security for a given period of time.

## Institutional Holdings Summary By Symbol

The *InstitutionalHoldingsSummaryBySymbol* API returns a summary of insiders institutional activity for a particular security over a given period of time.

# Insiders

## Insiders by Symbol

The Insiders by Symbol API provides insiders information, such as the activity type, the filer, and the transaction detail of a symbol. This API returns a maximum of 200 records.

## Insider Summary by Symbol

The Insider Summary by Symbol API provides the total number of insider trades, buys, and sells for the previous 3, 6, and 12 months, as well as Net Activity for the specified symbol.

# Industry Sector

## Global Industry Sector Code

Global Industry Sector Code List The *GlobalIndustrySectorCodeList* API provides a complete list of all sector names, group names, industry names, and all associated codes associated with QuoteMedia Global Industry Classifications.

## Global Industry Sector Peers

Global Industry Sector Peers The *GlobalIndustrySectorPeers* API allows for displaying all companies associated with an individual sector, group, or industry associated with QuoteMedia Global Industry Classifications and basic fundamentals and quote information. For ease of implementation, this API is to be used in conjunction with the *GlobalIndustrySectorCodeList* API.



# IPO

## FPOs by Country

The *FPOsByCountry* API provides the ability to search for all companies that have had an FPO within a specified time frame. FPOs for US and Canada are supported with historical data starting from January 2021.

## FPOs By Symbol

The *FPOsBySymbol* API provides the ability to search for information about a specific company's FPO. FPOs for US and Canada are supported with historical data starting from December 2020.

# Charting

## Enhanced Chart Data

The Chart Data API provides full and partial interval data as well as historical data for any single symbol that is supported both in intraday and end-of-day format. It has been designed to provide ease of implementation for charts as well as other apis. With no additional filtering in place, the default display is 10 days of data.

## Indicators By Symbol

The indicators By Symbol API provides split, dividend, and symbol change events, as well as earnings information for any single symbol on North American stock exchanges. It has been designed to provide ease of implementation for charts as well as other apis.

# News

## Headlines

TheHeadlines API provides the most recent news headlines for the last 30- day period and links to full text stories for a North American stock symbol or a news topic. Filtering mechanisms include news by, symbol, by topic, by sector, and by a specific news source.

## Headlines Ticker

The Headlines Ticker API is intended to be used in conjunction with QuoteMedia's newsStory.go tool in order to provide the ability for further customization of news story display. The Headlines Ticker API provides the most recent news ids (numeric ID of article) for the last 250 news releases for a North American stock symbol or the SHOW ALLNEWS topic code. These ids can then be passed through the newsStory.go tool for a customized display of the full news story.

## Headlines Story

The Headlines Story API displays the headlines and story (in text instead of story URL) of a news story. Headlines Story, like all QuoteMedia Request API news feeds, includes filtering mechanisms to provide head lines and/or news by symbol, sector, specific news source, or topic. Topics include a wide range of selections covering such categories as North American Exchange Market News, World Market News, Corporate Actions, Business and Finance, Economy, etc., and in corporate specialty filter parameters such as MARKE CON (comprehensive Market and Economic News), MARKCOMM (comprehensive Market Commentary), and FORNEXCH (comprehensive Forex News).

## Get News Search

The getNewsSearch API allows clients to retrieve news stories and articles using keywords for a full text search, as well as by storyid, headlines, tags, etc.

## Headlines Ticker Story

The Headlines Ticker Story API displays the headlines, story, and story topics of the most recent news for the last 250 items. HeadlinesTickerStory, like all QuoteMedia Request API news feeds, includes filtering mechanisms to provide headlines and/or news by symbol, sector, specific news source, or topic. Topics include a wide range of selections covering such categories as North American Exchange Market News, World Market News, Corporate Actions, Business and Finance, Economy, etc., and incorporate specialty filter parameters such as MARKECON (comprehensive Market and Economic News), MARKCOMM (comprehensive Market Commentary), and FORNEXCH (comprehensive Forex News).

## Story

The Story API provides a brief summary as well as complete articles and press releases regarding equities listed on the North American exchanges. Stories are queried by a unique story ID which is provided through the Headlines API. Note: Articles are not to be stored and/or modified. The article source (qmsource tag) and article provider (disclaimer tag) must be displayed.

## Get News Story Search

The getNewsStorySearch API is the same as getNewsSearch in that it allows clients to retrieve news stories and articles using keywords for a full text search, as well as by storyid, headlines, tags, etc. The difference with getNewsStorySearch is that it displays the full text of the news article instead of just the headline.



# Options

## Options

The Options API provides a detailed snap quote for the option symbol, returning 28 data points for a maximum of 30 option symbols in one request from the North American exchanges. Each option contract identifies the underlying symbol as well. This service can also be entitled to provide Greeks, including Delta, gamma, Theta, Rho, Vega, and Implied Volume.

## Option Chain

The Option Chain data API provides option symbols using various filters for a maximum of 30 option symbols displayed per page from the North American options exchanges. Underlying symbol data is provided as well.

## Option Chain Symbols

The Option Chain Symbols API provides a list of option chains for an underlying symbol from the North American exchanges. Multiple filtering mechanisms available include regional exchange codes, expiration dates, call/ put contracts, and money options.

## Options Expiration

The OptionsExpirations API will output expiration dates for available options contracts based on the root symbol.

## Option Market Stats

The Option Market Stats API is a By Symbol service. It returns the option market statistics of a symbol.

## Recent Option Stats

The Recent Options Stats API provides an End-of-Day snap quote for one equity symbol being traded on the options exchange for the last two closed market sessions.

## Recent Option Stats By Exchange

The Recent Options Stats By Exchange API returns an End-of-Day snap quote for a specified exchange's equity symbols being traded on the options exchange for the most recent market session.

## Options Largest Trade Stats

The *OptionsLargestTradeStats* API returns the largest option trades by symbol, but is limited to the top number specified.

## Buy Call Put On Target Move

Outputs simple Buy Call or Buy Put strategies. Users must select their own filtering and risk criteria based on the anticipated directional movement of the underlying asset. The options are arranged in descending order of Return On Investment.

## Historical IV Rank And Percentile By Symbol

Returns IV, IV Percentile, and IV Rank data for a specified number of historical days.

The *HistoricalIVRankAndPercentileBySymbol* API will output Historical IV Rank and Percentile values by Symbol. Currently, IV data is refreshed every hour starting from 9:35 ET and terminates at 16:30 ET. Any information on a specific symbol is in RT/DL.

## IV Rank And Percentile By Symbol

Allows a user to analyze all the IV Rank and Percentile data for a specified symbol. A user can also adjust the time period which IV rank and percentile is being calculated over.

The *IVRankAndPercentileBySymbol* API will output IV Rank and Percentile values by Symbol. Currently, IV data is refreshed every hour starting from 9:35 ET and terminates at 16:30 ET. Any information on specific symbol is in RT/DL.

# Options Cont.

## IV Rank And Percentile By Type

All key IV Rank and Percentile metrics for the market at a given point. A user can select which IV Rank and Percentile Metric they would like to search by, and the API will output the top and/or bottom values calculated in real-time.

The *IVRankAndPercentileByType* API will output IV Rank and Percentile values by Type. Currently IV data is refreshed every hour starting from 9:35 ET and terminates at 16:30 ET. Any information on specific symbol is in RT/DL.

## Open Interest Change

Outputs the largest increases and/or decreases in Open Interest in the Market that day. Please note this changes after market close and is fixed for the day. Also contains key information for the option such as price, volume, IV and greeks.

### Frequency:

Open Interest is currently calculated at 8:30 ET. All other data is in RT/DL.

## Open Interest Volume Ratios

Identifies all the OI and Volume related metrics for a given symbol.

The *OpenInterestVolumeRatios* API will output Open Interest Volume Ratios for a specific symbol or symbols.

## Trade PL Probability Data

Outputs chart data for a given trade's Profit/Loss set against each possible price move. In addition to the standard Risk/Reward chart showing Profit/Loss on expiration, this also gives a user's expected profit/loss at up to quarterly intervals until expiration, along with the probability of that outcome.

## Options Strategy By Symbol

This API Generates high probability Options Strategies for a chosen symbol using standard and proprietary metrics. Using a basic set of criteria including time horizon, probability of success, minimum expected payout and market view, the API will generate the most appropriate strategies for the user's preferences. Strategies consist of Short Puts and 7 defined risk spreads. (Note: Short Puts have a restriction on the Underlying Asset price being <\$250 to expose growth stocks.)

The key differentiator here is the value "Success Rate" which uses cutting-edge AI and advanced quantitative finance to generate probability values that reflect real-world behavior more accurately than traditional models. It has 9 different statistical perspectives, which vary between traditional indicators and proprietary historical pricing, volatility, and technical trend indicators.

Here, this is consolidated into a single metric. It takes a proven method of calculating risk and distills it into a simplified, accessible form.

Currently IV data is refreshed every hour starting from 9:35 ET and terminates at 16:30 ET. Any information on specific symbol is in RT/DL.

## Price Trajectory

Outputs data for a chart that will depict the likelihood of the underlying falling within the outlined range over a specified period. Here, 2 types of probability are given:

- Earnings probability, which is generated based on an analysis of historical behavior around earnings announcements. This only applies during the earnings period.
- Historical probability, which analyzes historical behavior over a 1-5 year period.

### Frequency:

Any information on specific symbol is in RT/DL.

# Options Cont.

## Trade Risk

Outputs chart data for a given trade's profit/loss set against each possible price move. In addition to the standard Risk/Reward chart showing Profit/Loss on expiration, a user also sees the probability of such an outcome and can compare Normal Distribution probability with probability based on actual historical movements.

### Frequency:

Any information on specific symbol is in RT/DL.

## Unusual Open Interest Volume Ratios

*UnusualOpenInterestVolume* Ratios identifies options where the ratio between Open Interest (OI) and Volume is unusually high. The key field is "ratio", which is defined as volume/OI. The API scans the entire market in real-time and selects the options with the highest ratios.

To define "unusual", this search is divided into 2 categories - OI either above or below 50. This is because if OI is low, then a relatively small volume could give a large ratio but this would not be "unusually" high. E.g. OI = 2; volume = 500; ratio = 250. By comparison, a typical "high" ratio when OI is over 50 is oi: 358; volume: 33,001; ratio: 92.2. This is far more indicative of unusual activity for high-OI options.

### Frequency:

Currently, data is refreshed every 15 min starting from 10 ET to 16:15 ET and terminating at 16:30 ET. Any information on specific symbol is in RT/DL.

# Ratings

## Analyst

The XML & JSON Analyst service provides current Analyst ratings data for the specified symbol.

## Broker Ratings by Country

The Broker Ratings by Country API returns broker ratings information, such as the current and previous ratings, and the target price, on a list of symbols for a defined country. This API returns a maximum of 200 records.

## Broker Ratings by Symbol

The Broker Ratings by Symbol API returns broker ratings information, such as the current and previous ratings, and the target price, of a symbol.



# Earnings

## Enhanced Earnings

The Enhanced Earnings API returns enhanced earnings information for a specified symbol or for a specified exchange at a specified time. The enhanced earnings data included in this service is designed to provide data that is typically found in earnings calendars. Only major U.S. and Canadian equity exchange symbols are supported. (Note: Historical data available from 1994 to current.)

## Earnings Estimates

The Earnings Estimates API provides earnings estimates data for the specified symbol.

## Earnings Estimates

The Earnings Estimates API provides earnings estimates data for the specified symbol.

## Earnings Estimates By Country

The Earnings Estimates by Country API returns earnings estimate information, such as the previous and revised earnings estimates on a list of symbols, for a defined country. This service returns a maximum of 200 records.

## Earnings Surprises By Country

The Earnings Surprises by Country API returns earnings surprises information, such as the surprise type, and the expected and actual earnings per share, on a list of symbols for a defined country. This call returns up to 200 records.

## Earnings Surprises By Symbol

The Earnings Surprises by Symbol API returns earnings surprises information, such as the surprise type, and the expected and actual earnings per share of a symbol.

## Executives

The Executives API provides corporate executive and board of director's information for individuals on a company level, based on the report year, for companies listed on Nasdaq, Nyse/Nyse Mkt, and TSX/TSXV.

## Earnings Estimates By Symbol

The Earnings Estimates by Symbol API returns earnings estimate information, such as the previous and revised earnings estimates of a symbol.

## Earnings Preannouncements By Country

The Earnings Preannouncements by Country API returns earnings preannouncement information, such as the current and new range of EPS, on a list of symbols for a defined country. This service returns a maximum of 200 records.

## Earnings Preannouncements By Symbol

The Earnings Preannouncements by Symbol API returns earnings preannouncement information, such as the current and new range of EPS of a symbol.

## Earnings Events By Symbols

The Earnings Events By Symbol API returns earnings event information, such as the earnings date, earnings announcements, and EPS data of a symbol for the specified year(s) for any symbol traded on one of the major US Exchanges.

# Financials

## Financials Basic By Symbol

The Financials Basic by Symbol API returns financial report data for the requested symbol. The requested report type can be either a quarterly report or an annual report, and a request can provide a specific number of reports (i.e. annual reports for the last 5 years or quarterly reports for the last 5 quarters).

## Financials Basic By Exchange

The Financials Basic by Exchange API returns financial report data for the requested symbol. The requested report type is either a quarterly report or an annual report and a request can provide a specific number of reports (i.e. annual reports for the last 5 years or quarterly reports for the last 5 quarters).

## Financials Enhanced By Symbol

The Financials Enhanced by Symbol API returns financial report data for the requested symbol. The requested report type is either a quarterly report or an annual report and a request can provide a specific number of reports (i.e. annual reports for the last 5 years or quarterly reports for the last 5 quarters).

## Financials Enhanced By Exchange

The Financials Enhanced by Exchange API returns financial report data for the requested symbol. The requested report type is either a quarterly report or an annual report and a request can provide a specific number of reports (i.e. annual reports for the last 5 years or quarterly reports for the last 5 quarters).

# Dividends

## Dividends By Exchange

The Dividends by Exchange API returns dividends information such as the ex-date, dividend amount, and dividend frequency of a symbol for the requested exchange on a specified Dividend date.

## Dividends By Country

The Dividends by Country API returns dividends information, such as the ex-date, dividend amount, and dividend frequency on a list of symbols for a defined country. This API returns a maximum of 200 records.

## Dividends By Symbol

The Dividends by Symbol API returns dividends information, such as the ex-date, and dividend amount and frequency, of a symbol.



# Company Data

## Company By Symbol

The Company by Symbol API is a combination of the Profile, Share Info, and Key Ratios by symbol services.

## Profiles

The Profiles API provides company profile information which includes details on the company's sector as well as industry descriptions.

## Company Logos

The Company Logos API currently provides full support for NASDAQ listed stocks as well as TSX/TSXV companies. For NYSE companies, we are storing old logos and outputting them in the request when they are available (unofficially supported).

## Company By Exchange

The Company By Exchange API is a combination of the getProfiles, getShareInfoBySymbols, and getKey Ratios BySymbol calls or a version of getCompanyBy Symbol call that provides a complete list of company values for all the symbols for a requested exchange.

## Company Filings

The CompanyFilings API provides the most recent links to Filings documents in HTML, Word, PDF, Excel, and XBRL (as applicable) for the last 250 items for a US stock symbol. Filtering mechanisms include by Symbol, by CIK, and by a Start and End Date.

## Executives

The Executives API provides Corporate executive and board of directors information for individuals on a company level, based on the report year, for companies listed on Nasdaq, NYSE/NYSE American, London Stock Exchange, and TSX/TSXV.

## IPOs By Country API

The IPOs By Country API provides the ability to search for all companies that have had an IPO within a specified time frame. IPOs for the US and Canada are supported with historical data starting from December 2020.

## IPOs By Symbol

The IPOsBySymbol API provides the ability to search for information about a specific company's IPO. IPOs for US and Canada are supported with historical data starting from December 2020.

## IPOs Performance By Country

The IPOsByPerformanceByCountry API provides the ability to track the performance of IPO's within a specified time frame. IPOs for US and Canada are supported with historical data starting from December 2020.



# Market Movers

## Market Stats

The Market Stats API provides a snap quote of up to 30 data points for up to a maximum 25 symbols in one request from the individual North American exchanges in one of 6 different categories. This is a market mover's service. (Service is also available in CSV format.)

# Market Activity

## Market Activity Stats

The Market Activity Stats API returns a snap quote of up to 13 data points in one request from one of the Major North American Exchanges.

## Market Open Status

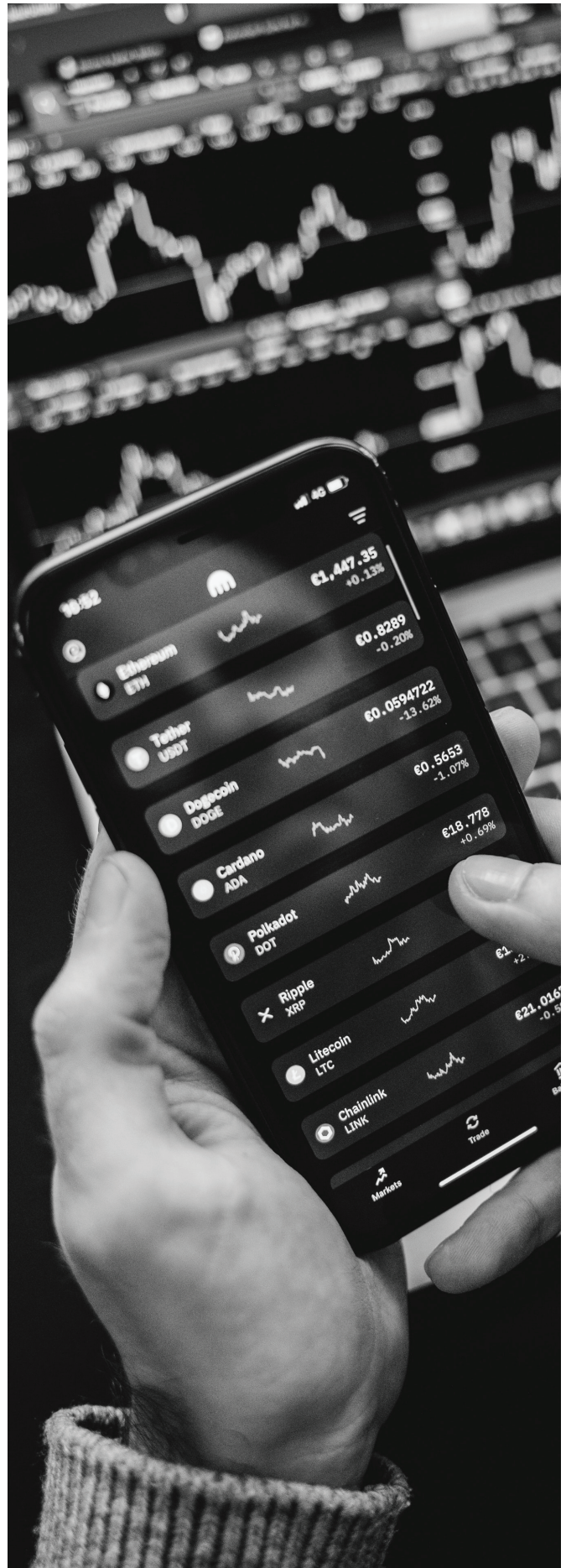
The Market Open Status API returns a check if a market is opened or closed on a specific date.

## Stock Status By Exchange

The Stock Status By Exchange API provides the stock status of all stocks on a particular exchange that are experiencing a Halt and will show either their Halt Status Code, Halt Indicator or Reg SHO Indicator.

## Imbalance By Exchange

The getImbalanceByExchange API provides TSX/TSXV Market On Close (MOC) and NASDAQ Imbalance data for a whole exchange in one single request for the current day. Please note NYSE Imbalance data is not currently supported.



# Security Master Services

## Listing Changes by Country

The Listing Changes by Country API provides a complete list of all listing changes for a specified country, including both the company long and short names. This includes information for all new listings, de-listings, resumed trading symbols, suspended symbols, and symbol changes. Countries supported in this service include the United States, Canada (does not include CNSX/CNQ and ATS ex changes), and Great Britain. Symbol data for Nasdaq Mutual Funds also included.

## Lookup Symbols

The Lookup Symbols API provides a symbol look-up facility based on the instrument's name.

## Symbols

The Symbols API provides a complete list of all the symbols listed on a specific exchange, along with the company's long and short names. All North American exchanges are supported. This service can also be entitled to include Industry Identifiers.

## Security Master

The Security Master API provides a complete list of all the symbols and associated security listing information for companies listed on a specific exchange. Security Master Data is available for TSX, TSXV, NASDAQ, NYSE, and NYSE MKT AMX (with lower coverage for other exchanges). This API can also be entitled to include CUSIP identifiers where applicable.

## Symbol Changes by Exchange

The Symbol Changes by Exchange API provides a complete list of all the symbol changes listed on a specific exchange, along with the company's long and short names. All North American equity exchanges are supported with the exception of the CNSX/CNQ and ATS Canadian exchanges. Symbol changes for Nasdaq Mutual Funds also available.

## Valid Symbols

The Valid Symbols API provides output verifying whether a symbol is "valid" or "invalid" for a list of up to a maximum of 50 symbols in one request for all exchanges supported by QuoteMedia.

## Symbol List

The Symbol List API provides a complete list of all the symbols listed on a specific exchange along with both the company long and short names. This API can also be entitled to include Industry Identifiers (sector, industry, sub-industry) and/or to include CUSIP identifiers where applicable.



# Quotes

## VWAP Intraday

The *VWAPIntraday* API calculates and provides intraday VWAP for a given symbol for a specified date and time.


## VWAP History

The *VWAPHistory* API calculates and provides historical end-of-day VWAP for a given symbol for a specified period.

# Under Construction

## Trade Conditions By Exchange

The *TradeConditionsByExchange* API provides trade condition indicators and their descriptions by exchange. Trade Indicators reflect a sale condition used to indicate the type of trade transaction entered by a participant.



# Industry Sector

## Industry Sector Code List

The Industry Sector Code List API provides a complete list of all sector names, group names, industry names as well as all codes associated with North American industry classifications (NAICS v2017).

## Industry Sector Peers


The Industry Sector Peers API allows for the display of all companies associated with an individual sector, group, or industry associated with North American industry classifications (NAICS v2017) as well as basic fundamentals and quote information. For ease of implementation, this API is to be used in conjunction with the IndustrySectorCodeList API.

## Global Industry Sector Code List

The GlobalIndustrySectorCodeList API provides a complete list of all sector names, group names, industry names as well as all associated codes associated with Global industry classifications (MGFS).

## Global Industry Sector Peers

The GlobalIndustrySectorPeers API allows for the display of all companies associated with an individual sector, group, or industry associated with Global industry classifications (MGFS) as well as basic fundamentals and quote information. For ease of implementation, this API is to be used in conjunction with the GlobalIndustrySectorCodeList API.



# Change Delta

QuoteMedia's XML & JSON Change Delta services are intended to assist customers in streamlining XML & JSON requests for data that changes infrequently (i.e. does not update daily)

## Exchange History Delta

The Exchange History Delta API is a companion to the Exchange History API. While manual updates to historical end-of-day data occur infrequently, errors in the feed and exchange price adjustments, etc., contribute to the need to adjust historical data as required. Executing this API using the previous business day as the modified Date will ensure that customers receive an indication of historical data changes made to a symbol record within the specified exchange. This service returns full data records of symbols that have a modified entry for the corresponding date input value in the API, where the date is when the symbol record(s) were manually updated in order to adjust or correct historical end-of-day price data, as opposed to the date of the record(s).

## Delta Financials

The Delta Financials API is a companion to the Financials API. This service returns the symbol for records that have a modified entry for the corresponding date input value in the API, where the date is when the symbol record(s) had data revisions for any of the fields included in the Financials APIs. Executing this call using the previous business day as the modified Date will ensure that customers receive a list of output symbols that have a revised data record and should be used in the corresponding "By Symbol" API to obtain updated information.

## Dividends Delta

The Dividends Delta API is a companion to the Dividends APIs. This service returns the symbol for records that have a modified entry for the corresponding date input value in the call, where the date is when the symbol record(s) had data revisions for any of the fields included in the Dividends APIs. Executing this call using the previous business day as the modified Date will ensure that customers receive a list of output symbols that have a revised data record and should be used in the corresponding "By Symbol" API to obtain updated information.

## Earnings Events Delta

The Earnings Events Delta API is a companion to the XEarnings Events API. This API returns the symbol for records that have a modified entry for the corresponding date input value in the API, where the date is when the symbol record(s) had data revisions for any of the fields included in the Earnings Events API. Executing this API using the previous business day as the modified Date will ensure that customers receive a list of output symbols that have a revised.

## Premium Fund Date Delta

The Premium Fund Data Delta API returns the symbol for records that have a modified entry for the corresponding modifiedDate= and/or a new entry for the corresponding createDate= input value in the API, where modifiedDate is the date when the symbol record(s) had data revisions and createDate is the date when the symbol record(s) was created for any of the fields included in the XXXXFundData APIs.

# Change Delta Cont.

## Earnings Surprises Delta

The Earnings Surprises Delta API is a companion to the Earnings Surprises APIs. This service returns the symbol for records that have a modified entry for the corresponding date input value in the call, where the date is when the symbol record(s) had data revisions for any of the fields included in the Earnings Surprises APIs. Executing this API using the previous business day as the modified Date will ensure that customers receive a list of output symbols that have a revised data record and should be used in the corresponding "By Symbol" API to obtain updated information.

## Earnings Estimates Delta

The Earnings Estimate Delta API returns the symbol for records that have a modified entry for the corresponding modified Date= input value in the API, where modified Date is the date when the symbol record(s) had data revisions for any of the fields included in the Earnings Estimates APIs. Executing this API using the previous business day as the modified Date will ensure that customers receive a list of output symbols that have a revised data record and should be used in the corresponding "By Symbol" API to obtain updated information.

## Splits Delta By Country API

The Splits Delta By Country API is a companion to the SplitsByCountry API. The SplitsDeltaByCountry API provides splits data that has been flagged in QuoteMedia's database records as having either:

1. Created a new split record (created\_date=) or
2. Modified a splits record (modified\_date=) on the date specified.

# Splits

## Splits By Exchange

The Splits by Exchange API returns split data for a specific exchange on a specific date.

## Splits By Symbol

The Splits by Symbol API returns split data for a symbol, such as the ex-date and split ratio. This API returns a maximum of 200 records.

## Splits By Country API

The Splits By Country API returns split data for a country, such as the ex-date and split ratio. Each API returns a maximum of 200 records. This includes events that have been announced but not yet occurred.

# Funds

## NAV Delta By Country

The NavDeltaByCountry will return the Net Asset Value (NAV) records that were modified in the date range specified and for a specific fund type: Mutual Fund, ETF, or Money Market. US and Canada Funds data is currently supported. This is intended to be used as a historical request and data coverage for Nav Delta starts in August of 2020.

## NAV Info By Country

The NavInfoByCountry API returns the Net Asset Value (NAV) records in the date range specified for a specific country and fund type: Mutual Fund, ETF, or Money Market. US and Canada Funds data is currently supported.

# Funds Cont.

## Top 10 Fund Holdings By Country

The Top10FundHoldingsByCountry API provides the Top 10 Fund Holdings data for all funds belonging to either Canada or the United States. The data for the Top 10 Fund Holdings are derived from information provided on the fund company's website on a monthly basis.

## Fund Holdings By Symbol

The FundsHoldingsFull API provides full holdings data for a given Mutual Fund, Money Market Fund or Exchange Traded Fund. The Full Holdings data is derived from Company Filings which are updated on a quarterly basis, though fund companies can take up to 60 days after the end of a quarter.

## Fund Families

FundFamilies provides a list of all the FundFamilies that QuoteMedia Fund Research supports and what their corresponding Fund Family Id's are. The Fund Family ID's provided in this API can be used in the FundMaster API to display funds specific to that family.

## Fund Master

FundMaster provides Funds Master data for QuoteMedia Fund Research Mutual Funds, Money Market Funds or Exchange Traded Funds.

## Fund Fundamentals By Country

FundFundamentalsByCountry API provides Fund Fundamentals data for a given Mutual Fund, Money Market Fund or Exchange Traded Fund per Country

## Get Premium Fund Data API

The getPremiumFundData API provides Fund fundamental data for US and Canadian ETF/Mutual Fund symbols. It is to include all fields deemed to be considered "Premium" for US funds and/or Canadian funds.

## Get Basic Fund Data

The getBasicFundData API provides Fund fundamental data for US ETF/Mutual Fund symbols. It is to include all fields deemed to be considered "Basic" for US funds.

## Get Enhanced Fund Data

The getEnhancedFundData API provides Fund fundamental data for US ETF/Mutual Fund symbols. It is to include all fields deemed to be considered "Enhanced" for US funds.

## Get Lite Fund Data

The getLiteFundData API provides Fund fundamental data for US and Canadian ETF/Mutual Fund symbols. It is to include a snapshot view of US or Canadian Funds.

## Get Fund Asset Daily History

The getFundAssetDailyHistory API provides daily Net Asset Value (NAV) data historical values as reported by the fund companies. The NAV values for CAD and US ETFs and Mutual Funds are updated on a daily basis after market close and posted at about 1am Eastern Time the following morning. This service also includes access to historical Daily NAV (Net Asset Value) and total Daily Net Assets History.

## Get Fund Asset Monthly History

The getFundAssetMonthlyHistory call provides historical Monthly Net Asset Value (NAV) data as reported by the fund companies. The NAV values for CAD and US ETFs and Mutual Funds are updated on a monthly basis at the beginning of the following calendar month.

## Get Fund Holdings Top 10

The getFundHoldingsTop10 A offers top 10 holdings as a standalone service for US and Canadian ETF/Mutual Fund symbols.

# CSV

CSV is an alternate delivery option for our most requested raw data products.

## CSV Exchange History

The CSV Exchange History call provides end of day data dumps filtered by exchanges. This tool will dump end of day data for all symbols in a specified exchange that had a trade occur on a particular date stamp. This service can also be entitled to include CUSIP identifiers where applicable (ISIN and SEDOL under consideration).

## CSV Market Stats

The CSV Market Stats API provides a snap quote of up to 30 data points for up to a maximum 25 symbols in one request from the individual North American exchanges in one of 6 different categories. This is a market mover's API. This service can also be entitled to include CUSIP identifiers where applicable (ISIN and SEDOL under consideration).

## CSV Quotes

The CSV Quotes API provides a snap quote of up to 30 data points for a list of up to a maximum 100 symbols in one request from the North American exchanges. Different types of symbols will return different types of fundamental data. This API can also be entitled to include Pre-Market and / or After Hours data.

## CSV Snap Quotes

The CSV SnapQuotes API provides a snap quote of up to 20 data points for a list of up to a maximum 100 symbols in one request from the North American exchanges.

## CSV Quotes Mini

The CSV Quotes Mini API provides a snap quote of up to 4 data points for a list of up to a maximum 100 symbols in one request from the North American exchanges. This API can also be entitled to include Pre-Market and/or After Hours data.



# CSV Cont.

## CSV Most Recent Exchange History

The `getMostRecentExchangeHistory` API provides end of day data dumps filtered by exchanges. This tool will dump end of day data for all symbols in a specified exchange that had a trade occur for the most recent End-of-Day (EOD) date, i.e., data will not return for symbols that did not have a trade occur. This API can also be entitled to include CUSIP identifiers where applicable (ISIN and SEDOL under consideration).

## CSV Symbol History

The CSV Symbol History API provides up to 27 data points for any symbol from the North American stock exchanges between a set of dates with a maximum of 25 days of resultant data in date descending order.

## CSV Symbol List

The CSV List API provides a complete list of all the symbols listed on a specific exchange along with both the company long and short names. This service can also be entitled to include Industry Identifiers (sector, industry, sub industry) and/or to include CUSIP identifiers where applicable (ISIN and SEDOL under consideration).

## CSV Company By Exchange

The CSV CompanyByExchange is a combination of the Profiles, ShareInfoBySymbols, and Key RatiosBySymbol calls or a version of CompanyBy Symbol API that provides a complete list of company values for all the symbols for a requested exchange.

## CSV Historic Trades Mini By Symbol

The CSV Historic Trades Mini By Symbol API returns historical time and sales information for a symbol traded on the major CA, US & LSE exchanges. The historic trade/ tick information that is currently available starts from December 19, 2016 and each request can display a maximum of 50000 records. This API can also be entitled to include CUSIP identifiers where applicable.



# Contact Us

QuoteMedia has a variety of market data solutions. We would be happy to discuss all of your options, and help you find the solution that best fits your business model.

Please contact a QuoteMedia account representative and we will answer any further questions you might have regarding QuoteMedia Data Feed products, or any of QuoteMedia's other financial information solutions.

**Call Toll Free: 1 844 485-8200**

**Outside North America: 1 250 586 9943**

**Email Us: [sales@quotemedia.com](mailto:sales@quotemedia.com)**

**Visit Online: [www.quotemedia.com](http://www.quotemedia.com)**